

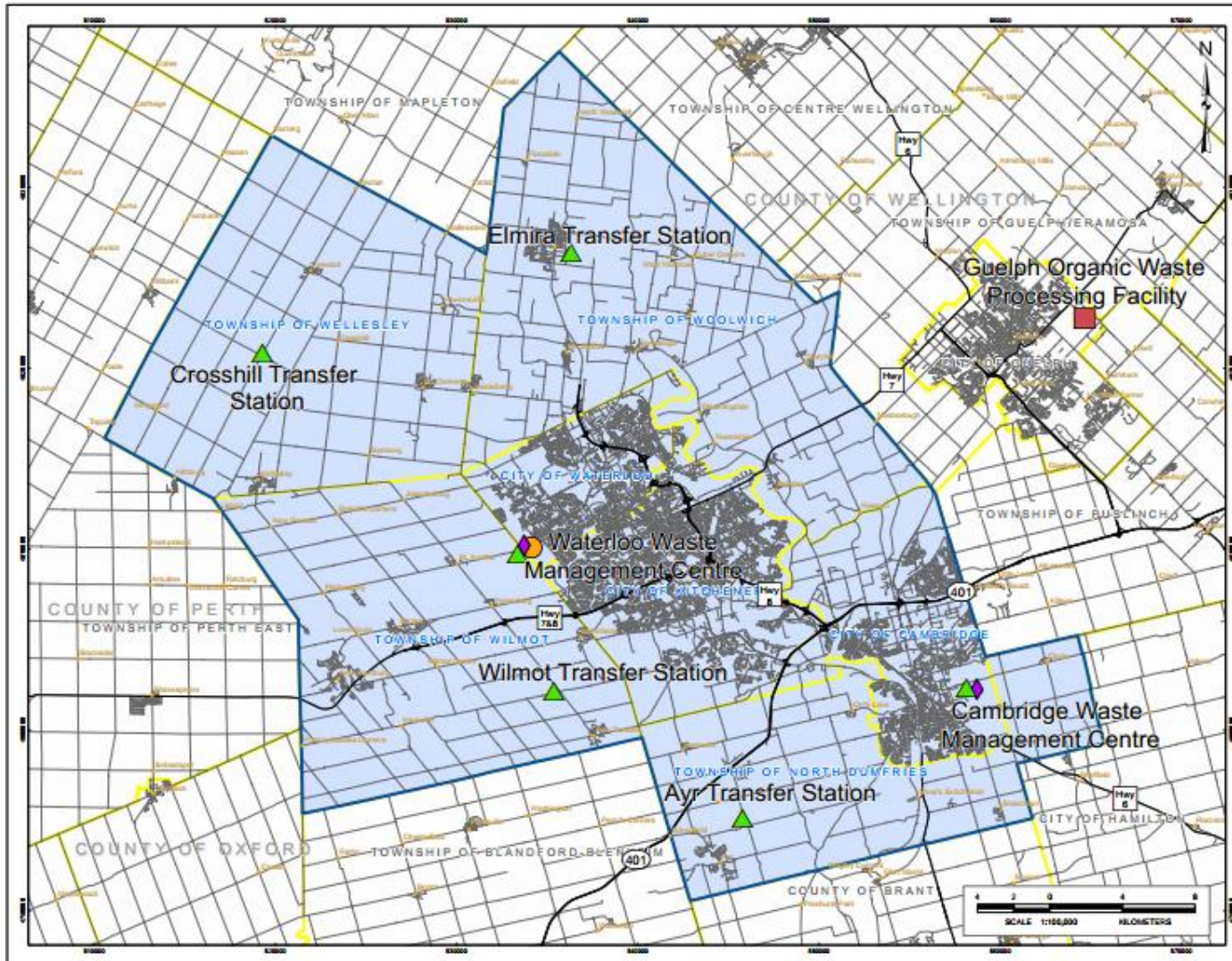


Region of Waterloo

Current Diversion Program and Future Plans



Region of Waterloo



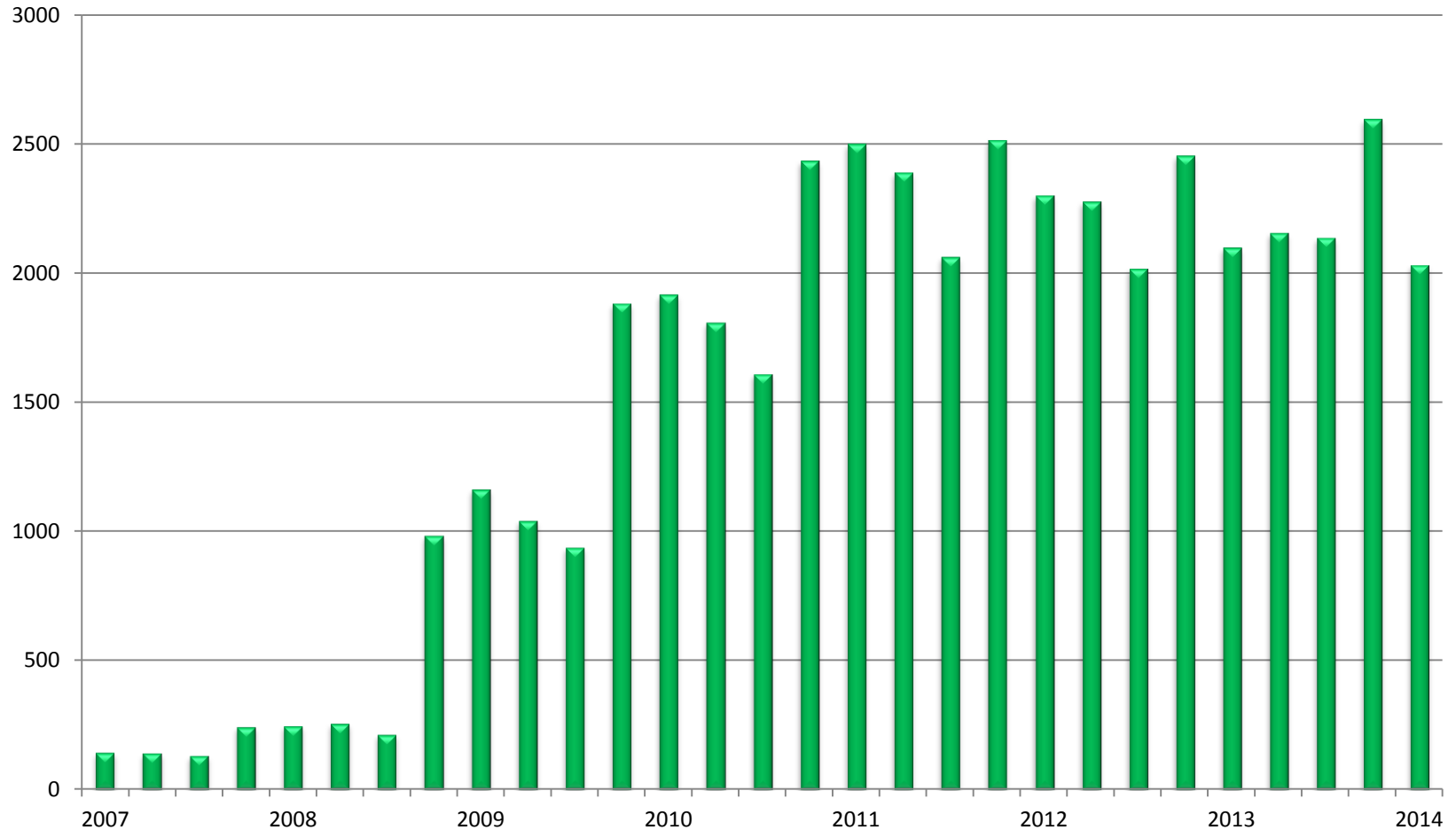
Current Programs

Residential Waste Collection Services on Garbage Day

	Blue Box Recycling	Green Bin	Garbage per property	Large Items	Yard Waste
Cambridge Kitchener Waterloo	<ul style="list-style-type: none"> • Weekly collection 	<ul style="list-style-type: none"> • Weekly collection 	<ul style="list-style-type: none"> • Weekly collection • 10 bag limit 	<ul style="list-style-type: none"> • Weekly collection 	<ul style="list-style-type: none"> • April - November • Every second week
North Dumfries	<ul style="list-style-type: none"> • Weekly collection • Every second week in rural areas 	If you receive weekly blue box collection: <ul style="list-style-type: none"> • Weekly 	<ul style="list-style-type: none"> • Weekly collection • 6 bag limit 	<ul style="list-style-type: none"> • Monthly 	If you receive weekly blue box collection: <ul style="list-style-type: none"> • Every second week, April - November
Wellesley	<ul style="list-style-type: none"> • Weekly collection • Every second week in rural areas 	If you receive weekly blue box collection: <ul style="list-style-type: none"> • Weekly 	<ul style="list-style-type: none"> • Weekly collection • 3 bag limit 	<ul style="list-style-type: none"> • Monthly 	If you receive weekly blue box collection: <ul style="list-style-type: none"> • Every second week, April - November
Wilmot	<ul style="list-style-type: none"> • Weekly collection • Every second week in rural areas 	If you receive weekly blue box collection: <ul style="list-style-type: none"> • Weekly 	<ul style="list-style-type: none"> • Weekly collection • 4 bag limit 	<ul style="list-style-type: none"> • Monthly 	If you receive weekly blue box collection: <ul style="list-style-type: none"> • Every second week, April - November
Woolwich	<ul style="list-style-type: none"> • Weekly collection • Every second week in rural areas 	If you receive weekly blue box collection: <ul style="list-style-type: none"> • Weekly 	<ul style="list-style-type: none"> • Weekly collection • 3 bag limit 	<ul style="list-style-type: none"> • Monthly 	If you receive weekly blue box collection: <ul style="list-style-type: none"> • Every second week, April - November

Current Diversion

Green Bin tonnes collected



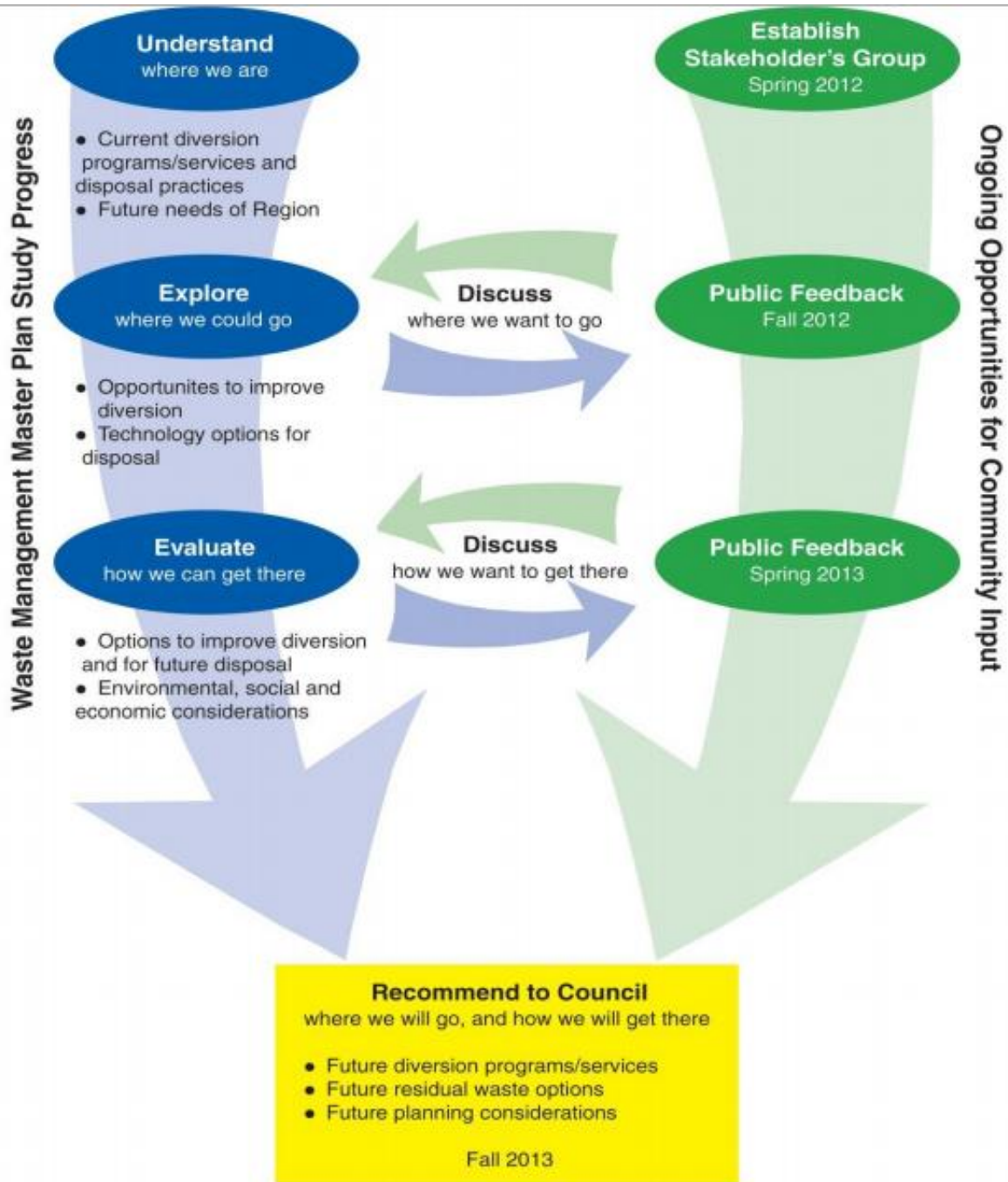
Current Diversion

Residential waste audits










The green bin program has a 19% capture rate: the ~9,000 tonnes collected is only 1/5th of what we estimate is available.








Public Consultation

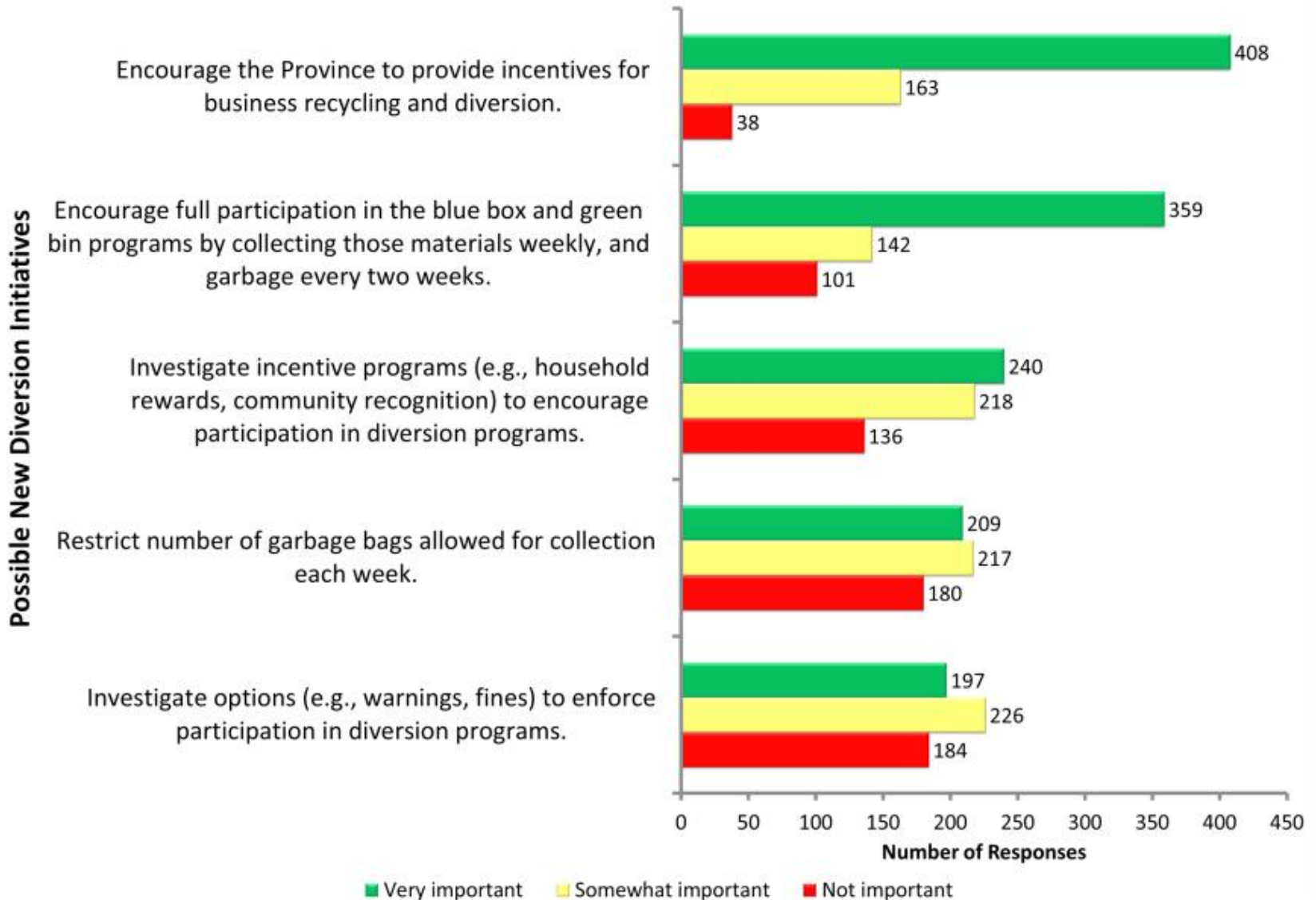
 Most Important
  Somewhat Important
  Not Important

New Diversion Initiatives	Relative Cost	Relative Diversion Impact	Importance?
Restrict number of garbage bags allowed for collection each week.	\$		
Encourage full participation in the blue box and green bin programs by collecting those materials weekly, and garbage every two weeks.	\$\$		
Investigate incentive programs (e.g., household rewards, community recognition) to encourage participation in diversion programs.	\$		
Investigate options (e.g., warnings, fines) to enforce participation in diversion programs.	\$\$		
Encourage the Province to provide incentives for business recycling and diversion.	\$		

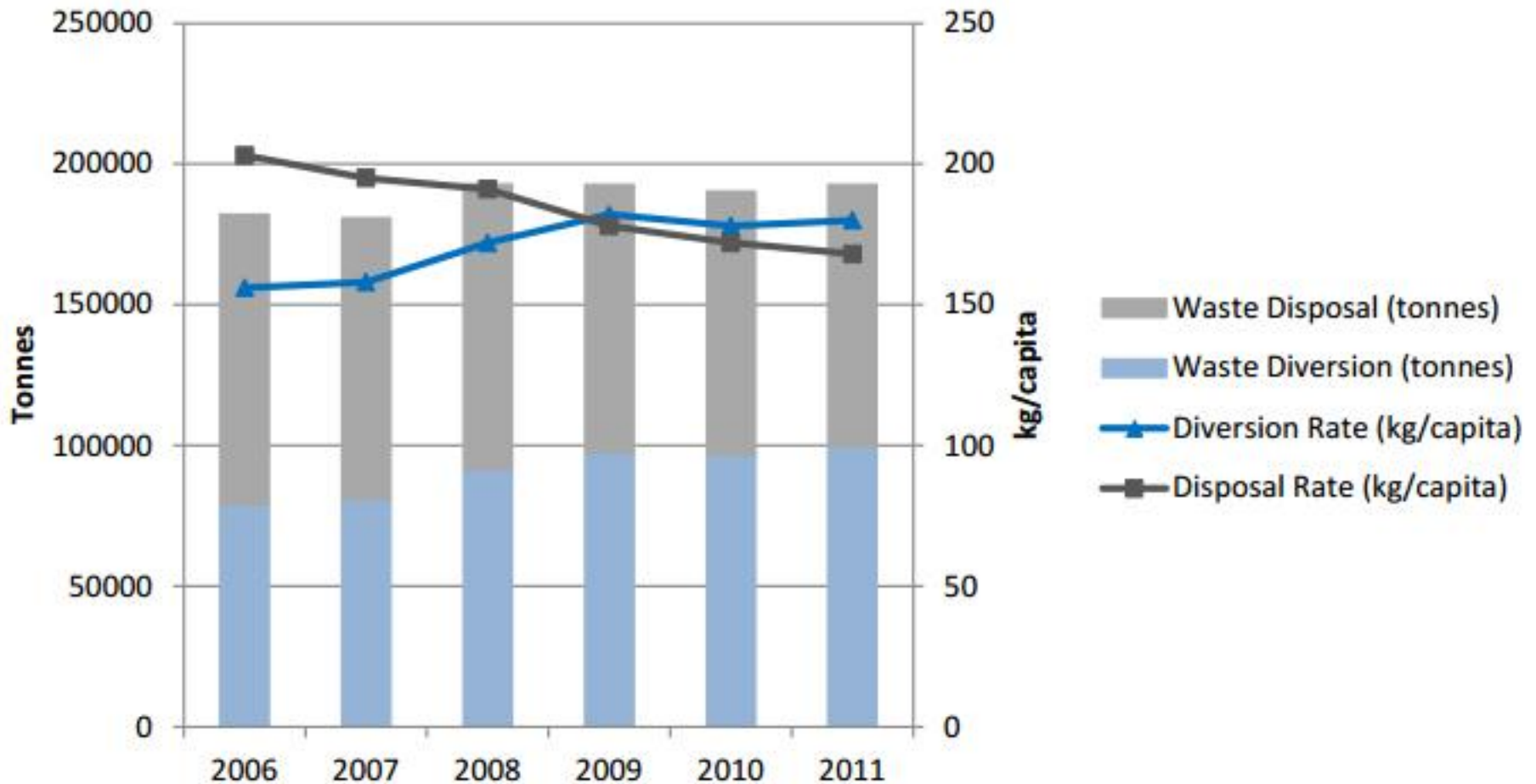
\$ Least Cost \$\$ Mid Cost \$\$\$ Most Cost

 Least Impact  Mid Impact  Most Impact

Public Consultation



Waste Reduction and Diversion Study



Waste Reduction and Diversion Study

Long list of options for improving WR&D:

- Public Feedback
- BB Program Enhancement and Best Practices
- Other opportunities (identified by staff/other)

Result: over 40 options to evaluate



Financial

Cost effectiveness (e.g. capital costs, operating and maintenance costs)

1. <\$50,000 capital cost or <\$50,000 annually
2. \$50,000 to <\$250,000 capital cost or \$50,000 to <\$250,000 annually.
3. \$250,000 to <\$500,000 capital cost or \$250,000 to <\$500,000 annually.
4. \$500,000 or greater capital cost or \$500,000 or greater annually

Environmental

Impact on GAP waste diversion rate or the quantity of waste going to the Waterloo Landfill

1. Anticipated waste reduction/diversion 3 per cent or greater.
2. Anticipated waste reduction/diversion from 1 per cent to <3 per cent.
3. Anticipated waste reduction/diversion <1per cent.
4. Likely to increase waste going to Waterloo Landfill.

Technical

Proven results in other areas (including the opportunities and challenges associated with implementation)

1. Proven success in other areas / Best Practice.
2. Some success (e.g. pilot) in some areas of North America.
3. Unproven or untried or lower success rate.

Social

Community acceptability (including accessibility and convenience)

1. Identified as preferred by the public at PIC #1, or through other direct communication channel from public (e.g. social media).
2. Generally accepted option. May encounter some public opposition.
3. Difficult to implement due to potential widespread opposition.

Risks and Implications

Liability, public health concerns, environmental risks, nuisances, market stability, etc.

1. High probability of expected results. Little risk of liability or environmental issues.
2. Results may vary. May have potential for liability or environmental risk.
3. Region has little control – relies on other jurisdictions. Potential for market instability and environmental risks.

Waste Reduction and Diversion Study

Table 57: First Priority Recommendations (2014-2018)

Service Area	Recommendation
Policy	<ul style="list-style-type: none">Standardization of Waste Programs
Facilities	<ul style="list-style-type: none">Modification of Depot Drop-Offs
Garbage Collection and Diversion Programs	<ul style="list-style-type: none">Bi-weekly Garbage Collection
	<ul style="list-style-type: none">Reduce and Standardize Garbage Bag Limits
	<ul style="list-style-type: none">User-pay System
Green Bin Specific	<ul style="list-style-type: none">Enhance Programs to Maximize Diversion
Promotion and Education	<ul style="list-style-type: none">Continue to Encourage Residents to Reduce Waste

Where are we going?

- Continued public engagement, with a focus on education and awareness
- Research:
 - Other municipal successes/challenges
 - Current service inconsistencies
- Develop report for Council early spring 2015
- New collection contract March 2017



Questions?

Cari Rastas Howard

Project Manager, Waste Management Programs

Region of Waterloo

choward@regionofwaterloo.ca

